

Panasonic

Micro Portable XGA LCD Projector

PT-LC76E

Micro Portable SVGA LCD Projector

PT-LC56E

Simple
Stylish
Slim
Secure



- Slim and compact:
 - 65 mm high (approx. 2.6")*
 - A4 size: 297 x 209 mm (11.7" x 8.2")
- Light weight: 2.2 kg (4.9 lbs)
- 1600 ANSI lumens
- Easy to use:
 - Extra-short-throw lens
 - One-touch auto setup with keystone correction
 - Automatic input signal detector
- RGB2-in/RGB1-out selectable
- Anti-theft features:
 - User password
 - Control panel lock
 - Text superimposing
- Auto power off

* 72 mm / 2.83" including protruding parts and legs.

The Mobile Presentation Solution



You're perfectly prepared. Mentally set. Suddenly, the time for your meeting gets cut in half. Now every second counts. But the more you rush to set up your projector, the longer it seems to take. The customer is growing increasingly impatient. Been there?

If you choose the Panasonic PT-LC76E or PT-LC56E, you'll never be in that situation again. Their unique one-touch auto setup with digital keystone correction lets the projector practically set itself up. Just watch for the power indicator on the top panel to turn green—that's your "GO" signal to start presenting.

The slim, compact body of the PT-LC76E and PT-LC56E won't block the audience's view, and its stylish design will make a good impression even before the presentation begins. Exactly the length and width of A4-size paper and only 65 mm high, these micro-portable units slip easily into a bag alongside a notebook PC to give you a complete mobile presentation system.

The PT-LC76E and PT-LC56E are also equipped with a number of anti-theft features, like control panel lock that makes it impossible for others to operate the projector without the remote control. And the minimal size lets you store the projector just about anywhere, so you can select a secure location that will help deter potential thieves.

Simple

Quick and Easy 1-2-3 Setup

The top panel has just three control buttons: POWER, INPUT, and AUTO SETUP. Simply aim the projector at the screen and press the three buttons*...it's that easy!

* After turning on the main power and putting the projector into standby mode.



- 1 Power up...**
Turn on the main power at the rear of the projector, then press the power button.
- 2 Select input...**
Select your input signal source.
- 3 Setup is automatic...**
Press the auto setup button, and the projector automatically adjusts to display the image correctly.

One-Touch Auto Setup with Digital Keystone Correction

The One-touch auto setup function with digital keystone correction saves you time and trouble. The projector handles all picture adjust-

ments, from phasing and dot clocks to vertical and horizontal alignment. Plus, Panasonic's original built-in gravity sensor even determines the projector's angle relative to the floor (up to 30 degrees off level) and corrects for keystone distortion accordingly. With setup so quick and easy, you can start your presentation almost immediately.

Before keystone correction



After keystone correction

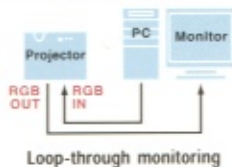


Automatic Input Signal Detector

The new automatic signal detector also handles the entire re-setup procedure for you if the input signal changes. In other words, once you've used the One-Touch Auto Setup function at the start of your presentation, you can connect different PCs without any further adjustment – you don't even have to press the auto setup button each time.

RGB2-In/RGB1-Out Switchable

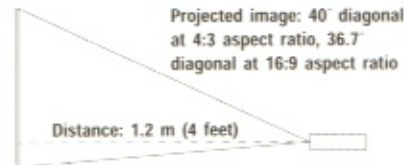
The PT-LC76E and PT-LC56E accept up to two RGB inputs, which eliminates the need to juggle and reconnect equipment when giving consecutive presentations from two different PCs. The RGB2 terminal can also serve as a loop-through monitoring terminal for the RGB1 input, making it easy to give presentations while viewing the display on a desktop or notebook computer.



Extra-Short-Throw Lens

Each model is equipped with a large-diameter, extra-short-throw lens. This shortens the necessary projection distance, thereby saving space. You can project a 0.8 metre wide

screen, for example, from only 1.2 metres (4 feet) away, which lets you place the projector right at the front of the table. Your presentations can be both more comfortable and more convenient, with large, easy-to-see images even in smaller rooms.



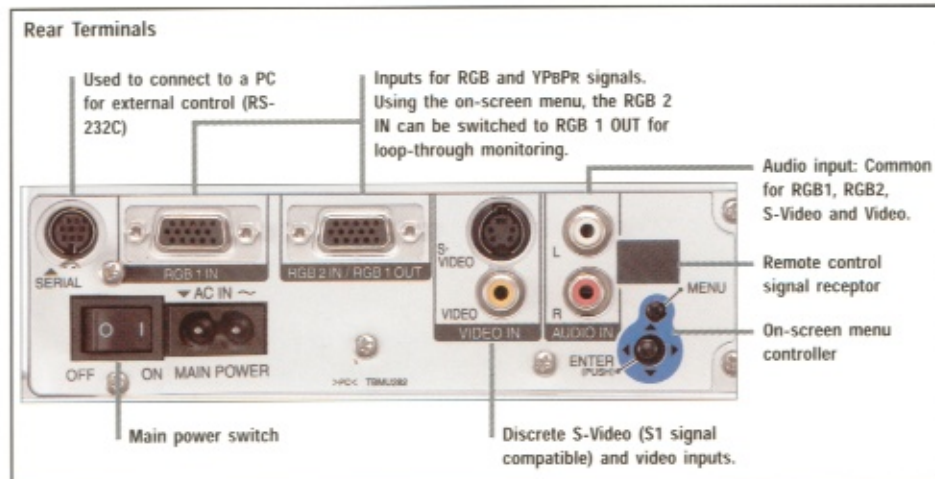

High 1600 ANSI Lumens Brightness

The PT-LC76E and PT-LC56E deliver super-bright output with 1600 ANSI lumens – thanks to a high-performance optical system and high-efficiency 160W UHM™ lamp – for sharp, crisp images that are easy to see. They also provide excellent brightness uniformity of 90%.

Stylish/Slim

Compact and Lightweight

The PT-LC76E and PT-LC56E have a simple, streamlined look. Exactly A4 size in length and width and just 65 mm high, these micro-portable units can slip easily into a bag for carrying, together with a notebook PC. And they weigh only 2.2 kg. Their lightweight, space-saving design lets you store them on a bookshelf, in a locker...virtually anywhere you want.



Secure

Anti-Theft Features

The PT-LC76E and PT-LC56E are designed with effective anti-theft features, including a user password, control panel lock and text superimposing. They also have a security lock slot compatible with the Kensington MicroSaver® cable.

User Password



When the projector power is turned on, a screen appears prompting you to enter the password. Unless the

correct password is input, nothing but the power button can be operated. The password can be changed as desired.

Control Panel Lock



Using a setting on the on-screen menu, you can disable the operation of all of the controls on the top and rear

panels of the projector. This setting can only be cancelled with the unit's own card remote control. By simply storing the projector and remote control separately, you can thus prevent unauthorised use.

Text Superimposing

You can program a text line to be superimposed on the bottom of the projected image. This helps to deter theft by continually displaying, for example, your company name, URL, or a warning of your choice.



You can create any wording you like (up to 22 characters) from the menu setting.



Continual display of this text at the bottom of the image screen has a theft-deterrent effect.

Additional Valuable Features

- Auto power off lets you set a duration (from 15 to 60 minutes in 5-minute step) after which the projector will automatically enter standby mode if it has not been operated.
- HDTV compatibility
- Full compatibility with sRGB colour space for accurate colour reproduction (in natural mode)
- Colour temperature selection (standard/high/low)
- Picture mode selection (standard/dynamic/natural)
- 3x digital zoom
- Index Window
- Freeze
- Advanced shutter function for image muting
- Selectable 7-language on-screen menu (English,

- German, French, Spanish, Italian, Japanese, Chinese)
- Automatic RGB input selection
- Discrete S-Video and video inputs allow connection of two DVD/video sources at a time
- Ceiling mountable (option)
- The lid for the rear panel can be detached for fixed ceiling mounting.
- The card remote control fits in the palm of your hand, and gives you smooth control of all major operations.
- Card remote control storage space (in rear panel)
- Lamp power high/low selection
- Fan control for high elevations (above 1,400 m/

4,600 feet)

- Temperature warning indication
- Lamp replacement warning indication
- Carrying bag supplied



Specifications

LCD Panel	0.7-inch diagonal (4:3 aspect ratio) x 3
Pixels	PT-LC76E 1024 x 768 x 3 pixels (2,359,296 pixels) PT-LC56E 800 x 600 x 3 pixels (1,440,000 pixels)
Lamp	160 W UHM™ lamp
Brightness**	1600 ANSI lumens
Uniformity	90%
Contrast Ratio	PT-LC76E 300:1 (full on/full off) PT-LC56E 400:1 (full on/full off)
Lens	Manual zoom, manual focus. F 2.0-2.3, f 22.0-26.2 mm 33-300 / 83.8 762 cm (aspect ratio: 4:3) 6.1 (fixed)
Image Size (diagonal)	6.1 (fixed)
Optical Shift	±30° vertically
Keystone Correction Range	
Video Compatibility	Video PAL, PAL-M, PAL-N, PAL 60, SECAM, NTSC, M-NTSC YPbPr 525i (480i), 625i (576i), 525p (480p), 750p (720p), 1125i (1080i)
Computer Compatibility	VGA, SVGA, XGA, SXGA, UXGA, Mac
H-Sync/V-Sync Range	15-91 kHz, 50-85 Hz
Built-in speaker	4 x 3 cm (1.6" x 1.2"), 2 W output power (monaural)
Terminals	VIDEO IN (RCA x 1) S-VIDEO IN (Mini DIN 4-pin x 1) AUDIO IN (RCA, L/R x 1) RGB1 IN (D-sub HD 15-pin x 1) RGB2 IN/RGB1 OUT, switchable (D-sub HD 15-pin x 1) SERIAL (DIN 8-pin)
On-Screen Menu	7 languages (English, French, German, Spanish, Italian, Chinese, Japanese)
Installation	Ceiling/desk, front/rear (menu selection)
Power Supply	100-240 V AC (auto-voltage), 50/60 Hz
Power Consumption	220 W (standby mode*): 3 W
Weight	2.2 kg/4.9 lbs
Dimensions (W x H x D)**	297 x 65 x 209 mm (11-23/32" x 2-9/16" x 8-7/32")
Operating Temperature	0°-40°C (32°-104°F)
Operating Humidity	20%-80%
Supplied Accessories	• Power cord • Card-type remote control unit • Battery for remote control unit • VGA cable (3 m/9.9') • AV cable (3 m/9.9') • Carrying bag
Optional Accessories	Replacement lamp unit: ET-LAC80 Ceiling mount bracket: FT-PKC80 Full-function wireless remote control: FT-RM200 Serial adaptor (DIN 8 pin to D-sub 9-pin): ET-ADSLR

*1 ANSI lumens is measuring method of the American Standards Institute IT7.228. Since there is no uniform method of measuring brightness, specifications will vary among manufactures.

*2 With fan stopped.

*3 Without lens cover, and not including protruding parts and legs. Height including legs is 72 mm (2-7/32").

Projection Distance



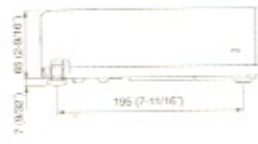
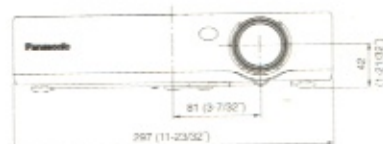
SD: Diagonal image size
SH: Height of projected image
SW: Width of Projected image
LW: Minimum projection distance
LT: Maximum projection distance
H1: Height from the edge of screen to centre of lens

Diagonal image size (4:3 aspect ratio)	Distance to screen		Height from the edge of screen to center of lens
	min.	max.	
33" / 0.84 m / 2.7'	-	1.1 m / 3.6'	8 cm / 3.1"
40" / 1.02 m / 3.3'	1.2 m / 3.9'	1.4 m / 4.6'	9 cm / 3.5"
50" / 1.27 m / 4.2'	1.5 m / 4.9'	1.8 m / 5.9'	11 cm / 4.3"
60" / 1.52 m / 4.9'	1.8 m / 5.9'	2.1 m / 6.9'	14 cm / 5.5"
70" / 1.78 m / 5.8'	2.1 m / 6.9'	2.5 m / 8.3'	16 cm / 6.3"
80" / 2.03 m / 6.7'	2.4 m / 7.9'	2.9 m / 9.5'	18 cm / 7.1"
90" / 2.29 m / 7.5'	2.8 m / 9.2'	3.2 m / 10.5'	20 cm / 7.9"
100" / 2.54 m / 8.3'	3.0 m / 9.8'	3.6 m / 11.8'	22 cm / 8.7"
120" / 3.05 m / 10.0'	3.7 m / 12.1'	4.3 m / 14.1'	26 cm / 10.2"
150" / 3.81 m / 12.5'	4.6 m / 15.1'	5.4 m / 17.7'	33 cm / 13.0"
200" / 5.08 m / 16.7'	6.1 m / 20.0'	7.3 m / 24.0'	44 cm / 17.3"
250" / 6.35 m / 20.8'	7.6 m / 24.9'	9.1 m / 29.9'	55 cm / 21.7"
300" / 7.62 m / 25.0'	9.2 m / 30.2'	11.0 m / 36.1'	66 cm / 26.0"

Dimensions



Unit: mm (inch)



Panasonic

Weights and dimensions shown are approximate. Specifications subject to change without notice. Product availability differs depending on region and country. This product may be subject to export control regulations. UHM is a trademark of Matsushita Electric Industrial Co., Ltd. PS/2, VGA and XGA are trademarks of International Business Machines Corporation. All other trademarks are the property of their respective trademark owners. Projection images simulated.